

## Moreno Valley College and Human Services Food Bank

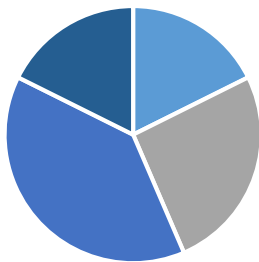
Fall 2018 Report:

This semester we saw a huge increase in student participation with our on-campus food bank; growing from just 60 students to 97, an increase of 61.7% over last semesters growth. This all happened with very little promotion using mainly word-of-mouth to engage with students. These clients have attended school in the Riverside Community College District for an average of 3.1 years and are from a wide range of majors including Social Work, Psychology, Nursing, Computer Science, and Business.

With our clients coming to the food bank an average of ten weeks each out of our sixteen-week semester, we were able to provide just under 12,000 pounds of food. This food not only went to our 97 student clients but, with an average household size of 3.6, also benefited 340 of their family members including many infants and elderly in our local community. Our clients make, on average, \$531.00 a month so this food is essential to keeping them fed and in school. Nearly 70% of our student clients were enrolled full time during the Fall 2018 semester.

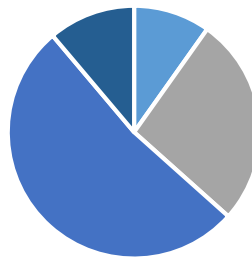
Below you will see some infographics to help you understand the demographics and continued need for our on-campus HMS Food Bank:

Student Information



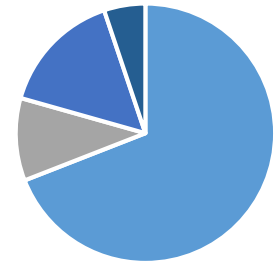
- Veteran      ■ Foster Youth
- EOPS        ■ N/A

Household Makeup



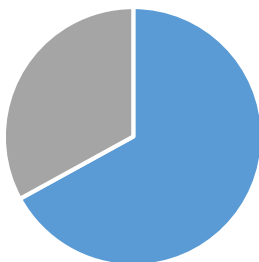
- Infants            ■ 5 yrs. - 18 yrs.
- 19 yrs. - 64 yrs. ■ 65 yrs. and up

Location of Housing



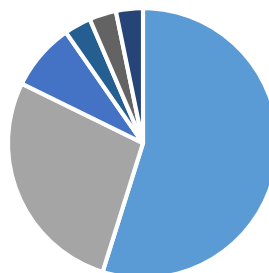
- Moreno Valley   ■ Perris
- Riverside        ■ Other

Gender



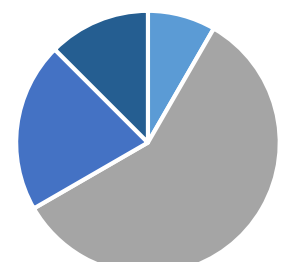
- Female    ■ Male

Race



- Hispanic            ■ African American
- Caucasian         ■ Native American
- Asian                ■ Other

Client Age



- 16yrs. - 18yrs.   ■ 19yrs. - 29yrs.
- 30yrs. - 45yrs.   ■ 46yrs and up